



first for quality
first for service

{ Garages, Workshops, Sheds
& Industrial Buildings }



Welcome to Hanson Garages

We are proud to introduce you to the most extensive range of sectional buildings in the UK.

Throughout our long established history, Hanson Garages have built up a reputation synonymous with quality and customer satisfaction.

Operating out of purpose built premises, our policy of continual investment in plant and machinery and our commitment to using only the highest quality materials has enabled us to develop buildings to the highest standard.

Each of our buildings are manufactured, delivered and installed by our highly qualified installers, therefore ensuring we can maintain our reputation of offering an excellent product as well as providing a complete service to the customer.





Premium Garages

04-09



Apex Garages

10-11



Knight Royale

12-13



Duchess & Duke

14-15



Knight Garages

16-17



Lean-to Garages

18-19



Brick Clad Garages

20-21



Graphite / Special Garages

22-23



Sheds & Workshops

24-25



Shanette Range

26-27



Industrial Units

28-29



Optional Extras

30-31

Why Choose Hanson Garages

Quality

Hanson invest in the latest machinery and methods to ensure that we offer you the highest consistent quality of product and design.

Service

It's not only machinery that we invest in. Our people are one of the biggest investments we make, and the return on that investment is the best service levels around for our customers.

Peace Of Mind

Operating for over 20 years, Hanson offer a wealth of experience from management to the shop floor to installation personnel.

We offer a 10 year Structural Guarantee on the full range of garages, assuring you that your decision to purchase a Hanson Garage is the right one.

Flexibility and Range

Unlike any other supplier we offer the most diverse product range in the UK, designing and building bespoke buildings to suit your needs. Our unique flexibility extends to extra height buildings, L-Shaped and tapered buildings in a vast range of sizes and finishes, all offered to ensure we can supply the building you want at the best value for money available.

We will try our best to meet your demands. We can meet virtually any requirement for covered space, from a small shed, through to a workshop, a garage, large or small, right up to our range of Industrial Buildings. From storage to garage, from workshop to gym, from hobby room to music room - we can design a building to meet your needs.

Enjoy browsing through our latest brochure which we are sure will satisfy your requirements, but, if you don't see what you want, just ask - our flexible manufacturing process means that we may be able to manufacture it for you.

Premium
Garages



All Hanson Garages concrete panels feature cleverly overlapped and bolted joints with an internal mastic seal that forms outstanding weatherproofing and security.

The Apex Royale

The Ultimate Value for money package!

We are proud to introduce the Royale which boasts an unrivalled array of popular options included as standard.

Featuring real brick fronts as standard

Our Best Selling Garage

4






“An excellent buying process from start to finish, I have recommended you to everyone!”

Mr Roulston



Roof Colours Available:



REAL BRICK FRONTS
Included as standard


The Apex Royale is our best selling garage. It is a high specification model which contains the most popular options as standard. This model offers huge cost savings and unrivalled value for money.

Available in single and double garages and with the option of Extra Height if required.

The Apex Royale contains all of the following features as standard:

- Robust Spanish Red cement fibre roof sheets with matching ridge. (other colours available*) *may increase lead time
- ‘True Brick’ Front posts in 6 design colours (see colour options to the right)

- Georgian style Hormann Up and Over door with 4 Point Extra Security Locking Bars (up to and including 9’0” (2.74m) wide door only)
- Maintenance Free white PVCu Fascias
- White PVCu double glazed 4’0” (1.22m) wide Fixed Window
- Hormann 3’0” (0.91m) wide 3 point locking Steel Personnel Door (vertical design)
- White PVCu Guttering and down pipes (also available in black or brown)
- Internal cement fillet
- Foam filler to the eaves



Premium
Garages



All Hanson Garages concrete panels feature cleverly overlapped and bolted joints with an internal mastic seal that forms outstanding weatherproofing and security.

The Monarch

Enhancement of the hugely successful Royale, incorporating the higher pitch tile effect roof

Featuring “Real Brick Fronts” as standard

6





The Monarch replicates the traditional higher pitched Garages which offer superb appearance and stature.

The 12.5° pitch of our standard models is increased dramatically to allow the authentic Tile effect steel roof sheets to provide a stunning compliment to your property.

Available in single and double garages and with the option of Extra Height if required.

The Monarch contains all of the following features as standard:

- Tile effect Plastisol Coated Steel Roof with a Felt Underlay on the underside sheets to prevent dripping (see opposite for the choice of colours)


- 17.5° (on singles) or 15° (on doubles) pitch roof to accentuate the Apex range
- Maintenance Free white PVCu Fascias
- 'True Brick' front posts in 6 design colours
- Georgian style Hormann Up and Over door with 4 point Extra Security Locking Bars (up to and including 9'0" (2.74m) wide door only)
- White PVCu double glazed 4'0" (1.22m) wide Fixed Window
- Hormann 3'0" (0.91m) wide 3 point locking Steel Personnel door (vertical design)
- White PVCu Guttering and down pipes (also available in black or brown)

Real Brick Fronts Included as standard

The Monarch features an attractive modern tile effect roof:




Tile effect roof sheets available in the following colours:



Horizontal Doors featured on this model



Premium
Garages



All Hanson Garages concrete panels feature cleverly overlapped and bolted joints with an internal mastic seal that forms outstanding weatherproofing and security.

The Woodthorpe

Offering a perfect balance between stylish good looks, practicality and sheer elegance of design

Featuring “Real Brick Fronts” as standard


8





“From enquiry to fitting, very good service, thank you.”

Mr Povah



Did you know?

“You can change the door style or design”



The top of the range Woodthorpe Garage offers all of the features of our best selling Royale Range but finished in a stunning Woodgrain appearance.

The two wood effect colours available are Golden Oak and Rosewood which can blend in with your existing property ensuring that your new Woodthorpe delivers that all important kerb appeal.

Rustic Brown Real Brick Fronts are included as standard on the Woodthorpe which perfectly compliment the Rosewood or Golden Oak finishes that are included as standard on this model.

Available in single and double garages, and with the option of extra height if required.

The Woodthorpe contains all of the following features as standard:

- Maintenance Free PVCu Woodgrain Fascias

- Hormann Woodgrain Vertical Design Up and Over door in either Golden Oak or Rosewood finish with 4 Point Locking system as standard (Up to and including 8'0" (2.44m) wide only)*
- Matching Woodgrain Hormann 3'0" (0.91m) wide Steel Personnel Door
- Woodgrain PVCu double glazed 4'0" (1.22m) wide Fixed Window
- Rustic Brown 'True Brick' Fronts as standard (choose from any of our 6 brick front options) See page 6 for these options.
- Robust Mocha Brown Cement Fibre Roof sheets with matching close fitting ridge
- Brown PVCu Guttering and down pipes (also available in white or black)
- Internal cement fillet
- Foam filler to the eaves

*Alternative door manufacturer for 9'0" width or above



Available in the following designs:





10



Pressure Treated Timber

“As Standard on all
Timber Fascias and Timber
throughout the Garage”

Apex
Range



All Hanson Garages
concrete panels feature
cleverly overlapped and bolted
joints with an internal mastic
seal that forms outstanding
weatherproofing and security.

The Apex

A superior building at an
affordable price, with the
traditional strength and drainage
properties of a pitched roof



Did you know?
 “That you can select a personal door and an up and over door on the front of your building”



Did you know?
 “That you can select extra Height on any of our buildings”

Apex Special Offer Package

The Apex garage offers a superior building at an affordable price. These garages carry the traditional strength and excellent drainage properties of a pitched roof.

All Apex garages (pages 4-11) can be supplied up to 30'3" (9.22m) in width and unlimited length. Our standard height is 6'6" (1.98m) but we can offer 7'0" (2.13m) or even higher if required.

Attractive Multi Spar aggregate gives an external appearance that will blend with virtually any property. The concrete panels on all of our garages feature cleverly overlapped and bolted joints with an internal mastic seal that forms outstanding weatherproofing with excellent security properties.

The Apex contains all of the following features as standard:

- New pressure treated Timber Fascias (Ensuring increased lifespan, reduced maintenance and long term protection from insect rot and weather corrosion)
- Hormann Up and Over door (vertical design, white powder coated)
- Robust Grey cement fibre roof sheets with matching ridge
- Optional 4'0" (1.22m) wide fixed Timber Window
- Foam filler to the eaves

A comprehensive range of options available (see pages 30 & 31)

The Apex Roof - Special Offer Package contains our most popular options combined together in a value for money offering.

In addition to the usual Apex features, the following options are included in this package:

- Maintenance Free White PVCu Fascias
- PVCu Guttering and downpipes
- Hormann 3'0" (0.91m) wide steel door (White powder coated)
- 4'0" (1.22m) wide PVCu fixed double glazed Window
- 4 Point Security Locking on Hormann Up and Over door (up to and including 9'0" wide only)
- Internal cement fillet

Save £'s with this value package



12

**Knight
Royale
Range**



All Hanson Garages concrete panels feature cleverly overlapped and bolted joints with an internal mastic seal that forms outstanding weatherproofing and security.

The Knight Royale

boasts a wide range of our most popular features included as standard

Featuring Real Brick Fronts

“You cannot improve on an already brilliant service.”

Mr and Mrs Maxwell



Did you know?

“You can change the fascia colour, door colour or door style to suit your requirements”



REAL BRICK FRONTS

Included as standard

The Knight Royale is our most popular single sloping roofed garage. It is a high specification model which contains the most popular options as standard. This model offers huge cost savings and unrivalled value for money.

Available in single and double garages and with the option of extra height if required.

The Knight Royale comes with the following features as standard:

- Galvanised steel roof sheets with a felt underlay to prevent condensation dripping from the roof
- ‘True Brick’ Front posts in 6 design colours (see colour options to the right)

- Georgian style Hormann Up and Over door with 4 Point Extra Security Locking bars (up to and including 9’0” (2.74m) wide door only)
- Maintenance Free white PVCu Fascias
- White PVCu double glazed 4’0” (1.22m) wide fixed window
- Hormann 3’0” (0.91m) wide 3 point locking Steel Personnel Door (vertical design)
- White PVCu Guttering and down pipe to the rear (also available in black or brown)
- Internal cement fillet
- Foam filler to the eaves



Red Wirecut



Golden Russet



Rustic Brown



Cedar Buff



Graphite Rustic



Special (ask for details)



14

Duchess
& Duke
Range

The Duchess & Duke

Hugely popular, modern
style garage design



All Hanson Garages concrete panels feature cleverly overlapped and bolted joints with an internal mastic seal that forms outstanding weatherproofing and security.

The Duchess

An attractive, high quality alternative to the traditional Pitched and Pent roof with an array of special features.

The Duchess comes with all of the following features as standard:

- Forward sloping Granular Steel Metrotile decorative roof in a choice of 6 colour options
- Rearward sloping Galvanised steel roof sheets with anti-condensation felt underlay
- Maintenance Free PVCu white Facias
- ‘True Brick’ front posts in 6 colour options
- Georgian design Hormann Up and Over door with 4 Point Locking Bars for added security (up to and including 9’0” (2.74m) wide)
- PVCu Guttering and downpipes to front and rear elevations
- Ridge height under 2.5m (for ease of planning purposes)
- 4’0” (1.22m) wide Fixed PVCu double glazed Window
- Internal cement fillet



Bronze Red Terracotta



Green Charcoal Brindle



The Duke

The revolutionary Duke model includes all the features of the Duchess but with a fantastic, authentic looking Slate Roof to the front elevation.

The next generation of premium roofing options. A perfect combination of the natural beauty found in slate along with the most technologically advanced methods and materials.

The slates look virtually identical to natural slate, yet they will not break or shatter and weigh 80% less than its natural counterpart.



704 Pewter Grey 712 Chestnut Brown 714 Moss Green 701 Stone Black



709 Brick Red 724 Wheat 725 Sand 706 Plum





16



Pressure Treated Timber

“As Standard on all Timber Fascias and Timber throughout the Garage”

Knight Range



All Hanson Garages concrete panels feature cleverly overlapped and bolted joints with an internal mastic seal that forms outstanding weatherproofing and security.

The Knight

A practical, convenient and cost effective garage

“Our agent was very knowledgeable and helped us make an informed decision”

Mr Fairhurst



Did you know?

“We can offset a door to either side to suit your requirements”



Knight Special Offer Package

The Knight Special Offer Package contains our most popular options combined together in a value for money offering.

In addition to the usual Knight features, the following options are included in this package:

- Maintenance Free White PVCu Fascias
- PVCu Guttering and downpipe
- White powder coated Hormann 3'0" (0.91m) wide 3 point locking Steel Door
- 4'0" (1.22m) wide PVCu fixed double glazed Window
- 4 Point Security Locking on the garage door (up to and including 9'0" wide only)
- Internal cement fillet

Save £'s with this value package

The Knight garage is a practical, convenient and cost effective rearward sloped roofed building.

All rearward sloping garages (pages 12-17) can be supplied up to 20'3" (6.17m) in width and up to 30'1" (9.17m) in length. Our standard eaves height is 6'6" (1.98m) but we can offer 7'0" (2.13m) or even higher if required.

Attractive Multi Spar aggregate gives an external appearance that will blend with virtually any property. The concrete panels on all of our garages feature cleverly overlapped and bolted joints with an internal mastic seal that forms outstanding weatherproofing with excellent security properties.

The Knight comes with all of the following features as standard:

- New pressure treated Timber Fascias (Ensuring increased lifespan, reduced maintenance and long term protection from insect rot and weather corrosion)
- Galvanised steel roof sheets with a felt underlay to prevent condensation dripping from the roof
- Hormann Up and Over door (vertical design, white powder coated)
- Factory primed Galvanised C section steel roof trusses
- Optional 4'0" (1.22m) wide fixed Timber Window
- Foam filler to the eaves

Lean-to Range



All Hanson Garages concrete panels feature cleverly overlapped and bolted joints with an internal mastic seal that forms outstanding weatherproofing and security.

Lean-to Range

If space is at a premium at the side of your house then a lean-to garage may be the perfect solution

18





“The installation men were brilliant. Polite, hardworking and appreciative.”

Mr Gosby



Did you know?

“Not only fantastic as a garage, but lean-to garages can also be used as a utility room, games room or workshop”



Available on the full range of garage style roofs, our lean-to's can be attached to either side of the house.

Attractive Multi Spar aggregate with optional brick frontage, gives an external appearance that will blend with virtually any property.

Fitted with market leading Hormann up and over doors, pre-framed to give consistent performance over the lifetime of the garage. If an Up and Over door is not required, a personnel door can be chosen such as our Timber 3'0" (0.91m) doors or our popular Hormann 3'0" (0.91m) or 4'0" (1.22m) wide Steel doors.

The cement fibre roof drains to one side, utilising profile 5 roof sheets up to 20% thicker than many competitors.

Galvanised steel roof sheets with a felt underlay are used on the knight range to prevent condensation dripping from the roof.

A 4'0" (1.22m) wide fixed Timber Window is included in the price.

Single (or double) buildings are available - if you have the space, why not add a garage and Workshop to the side of your house?

The full range of options are available to ensure your building will blend in with your house, enhancing the value and improving saleability.

Choose from a range of 'Real Brick' Fronts (6 options) which can match your existing property. You can even supply us with your exact bricks you require and we can make the brick fronts for you.

*Please note that flashings between the house and garage are not provided.





20

Brick
Clad
Finish

Brick Clad Finish

New, innovative and exciting



All Hanson Garages concrete panels feature cleverly overlapped and bolted joints with an internal mastic seal that forms outstanding weatherproofing and security.

“Not only did we receive a fantastic price, the service was excellent.”

Mr and Mrs Fletcher



Did you know?

“We can clad the gables if required”



This is one of our latest developments and flagship model which incorporates a traditional brick cladding finish which is designed to compliment your property. This ‘joint free’ traditional brick clad finish is both durable, long lasting and above all Maintenance Free so it will look good for years to come.

Designed as an exterior cladding finish over the concrete panels, you can now have your concrete building replicating the look of a traditional brick built building at a fraction of the price whilst maintaining a long lasting, exceptional looking building.

See below for the full list of benefits.


- Kerb appeal - ‘No jointing strips’ down the side of the building
- Continuous Brick clad finish reproducing a traditional brick garage
- Optional cladding of the front and/or back gables for a ‘full’ brick effect finish
- Matching Brick Corners / Edgings



- Choice of Colours - 6 Brick colours / Finishes to choose from
- Option for Stone effect finish
- Hybrid available - Possible to clad just 1, 2 or 3 sides of the building
- Available on the full range of Hanson buildings
- High Quality German Engineered Cladding Product
- Cost effective compared to traditionally laid brick in terms of time and money
- Durable and long lasting
- Maintenance Free



Standard Colours - Stone



Standard Colours - Brick



Upgrade to Sand Textured Finish





22

The “Graphite” Garage

The “Graphite” is an ultra modern design of garage creating a unique look and a highly attractive finish. This model has a number of distinctive features making this garage the most unique on the market.

Available in single and double garages and with the option of Extra Height if required.

The “Graphite” contains all of the following features as standard:

- Anthracite Maintenance Free PVCu Fascias
- Hormann* Black Vertical Up and Over door with 4 point locking security bars

- Black Hormann 3’0” (0.91m) wide 3 point locking Steel Personnel Door (vertical design)
- ‘True Brick’ Front posts in Graphite Rustic
- Anthracite design 4ft PVCu Window with overlapping frame
- Robust Black/Blue cement fibre roof sheets with matching ridge.
- Black PVCu Guttering and down pipes
- Internal cement fillet
- Foam filler to the eaves

*Alternative door manufacturer for 9’0” width or above

“We have been happy to recommend Hanson Garages to friends and would happily use your company again should the need arise..”

Mrs Thorpe



Graphite Rustic





Special Garages

Our diverse and flexible manufacturing process enables us to manufacture buildings to your individual needs. We offer buildings with tapered walls, which will maximise space if your boundary walls are not square.

Under certain circumstances L-Shaped buildings can also be supplied.

Buildings can also be fitted with dividing walls as an optional extra. This can be ideal if you require a dual purpose building, partitioning a section off for use as an office, shed, secure storage, multi gym or any other use.



Throughway Garage





24

Sheds & Workshops



All Hanson Garages concrete panels feature cleverly overlapped and bolted joints with an internal mastic seal that forms outstanding weatherproofing and security.

Sheds & Workshops

Probably the most secure concrete shed on the market.

Featuring 3pt Locking Hormann Steel Personnel Doors as Standard

“The operation was efficient and smooth and I love my shed, thank you.”

Mrs Brown



Did you know?

“Did you know, you can select as many doors and windows as required”



Sheds and Workshops Special Offer

The Sheds and Workshops Special Offer Package contains our most popular options combined together in a value for money offering.

In addition to the usual features, the following options are included in this package for both the Knight and Apex models:

- Maintenance Free White PVCu Fascias
- PVCu Guttering and downpipe
- White powder coated Hormann 3'0" (0.91m) wide 3 point locking Steel Door
- 4'0" (1.22m) wide PVCu fixed double glazed Window
- Internal cement fillet

If security is of paramount importance, a Hanson Concrete Shed / Workshop is the ideal choice. Available in a Knight or Apex roof style, our concrete sheds can be supplied in the length, width and height of your choice.

We are the only UK concrete sectional manufacturer to offer 3 Point Locking Steel Personnel doors as standard within a building of this type. After all, why would you upgrade to a concrete building and have a timber door fitted?

Our range of Sheds and Workshops comes with all of the following features as standard:

- 3'0" (0.91m) wide Hormann Steel door with 3 Point Locking for additional security (vertical design, white powder coat finish)



- Optional 4'0" (1.22m) wide fixed Timber Window
- Pressure treated Timber Fascias
- Foam filler to the eaves
- A comprehensive range of options is available (see pages 30 & 31)

Save £'s with this value package



26

Steel
Range



High tensile fully galvanised steel framework comes as standard on all Hanson Steel Buildings.

Hanson Steel Range

Unique to the UK market, this high quality steel framed range has a number of insulation options and a vast choice of cladding finishes and an insulated roof as standard



Did you know?

“Not only fantastic as a garage, but Hanson Steel garages can also be used as a utility room, games room or workshop”



Hanson Garages are proud to introduce our range of steel insulated buildings, probably the most extensive selection of insulated, PVC coated, galvanised steel garages in the UK.

With a 30 year pedigree, our steel range offers you excellent value for money, elegant design, truly bespoke and maintenance free building solution for any application.

Whether you choose from our Bronze, Silver our Gold level of insulation, you're guaranteed high quality at very affordable price.

Our steel buildings are manufactured using the strongest galvanised steel

frames on the market and in a range of 17 standard colours plus two wood effect finishes all backed by our 10 year structural guarantee, you'll be surprised at how they compare to other building solutions.

A Hanson steel buildings meets all the current building regulations and with a short lead time and fast installation, we offer low cost, efficient parking, storage or workshop space in a design to suit your needs.

Cladding and roofs are available in all British Standard Colours.

Wood effect upgrades are also available in Rosewood or Golden Oak finish.

Choose from the following levels of insulation:

Bronze Range (Insulation)

Single skin walls, 25mm insulated roof, Galvanised steel frame, 10 year Guarantee, Maintenance free

Silver Range (Insulation)

25mm thick insulated walls and roof, Galvanised steel frame, 10 year Guarantee, Maintenance free

Gold Range (Insulation)

40mm thick insulated walls and roof, Galvanised steel frame, 1 Hour Fire Rating, 10 year Guarantee,





Industrial Units

Hanson Industrial Buildings have unlimited applications across all market sectors. We offer solutions for bulk storage, valeting bays, workshops, machinery storage and much more.

Your building can be customised to suit your requirements and be efficiently designed and manufactured to ensure installation as quickly and easily as possible. Hanson Steel Buildings come with a wide range of optional extras.

At Hanson we believe that choice is important. Your new building can be designed to meet your exact requirements regarding size, height, doors, windows and any other feature you require.

All of your buildings are virtually zero maintenance for years to come.

- Roller Doors with or without Electric Openers
- Choice of Single Skin or Fully Insulated panels ranging from 40mm-100mm insulation
- Personnel Doors - Fire Rated Emergency doors or Ten Point Locking Security Doors
- Polycarbonate Skylights
- Internal partition walls
- Open bays
- Extended eaves
- Full range of colours

For more images please visit our website: www.hansonsteelbuildings.co.uk





INTEGRAL GUTTERING
Included as standard

29



Battery Garages

Hanson Garages are proud to introduce you to the most extensive and flexible range of Battery Garages in the country.

With a decades of experience of dealing with Housing Associations, Councils and Local Authorities. Hanson Garages can provide the full project management of any sized contract, offering you complete peace of mind and reassurance that your decision to purchase a Hanson Battery is the right one.

We can offer the following:

- Forward sloping with integral guttering
- Forward or Rearward sloping roofs
- Integral, hidden or standard external guttering and fallpipes
- Maintenance Free garage designs
- Unlimited length and width
- High security options
- Extra drive through widths on up and over doors
- Anti-condensation options for the roof
- 10 year Structural Guarantee
- Nationwide Installation service
- Commercial Applications
- Full project management service



Optional Extras

REAL
BRICK
FRONTS

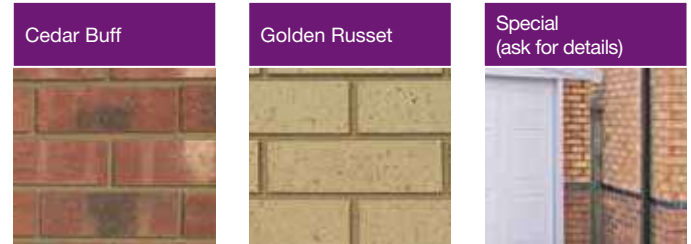
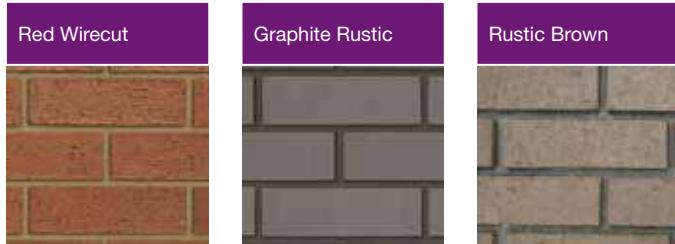
Brick Fronts

Hanson Garages have developed a system to manufacture a concrete panel faced with 'Real' Bricks.

This unique method perfectly reproduces the effect of traditionally laid bricks.

Choose from the range of colours to perfectly match your garage to your home.

Alternatively, supply your own bricks and we will create a unique matching look. Under certain circumstances it may be possible to supply a broader range.





Main Doors

Hanson Garages are committed to using only the highest quality products within our buildings.

This is why we have chosen Hormann, Europe's No1 manufacturer of up and over doors. The range of Hormann doors offer superior design, engineering excellence and outstanding security. Every Hormann up and over door produced is the result of more than 50 years experience.

They are fitted, as standard, fully retractable with a steel fixing frame for extra rigidity. The doors are galvanized steel, high quality powder coated in white to provide a maintenance free silky finish. Doors are available in various BS RAL colours upon request.

Main doors also available as a Roller Shutter, Sectional or Steel Side Hinged



Personal Doors

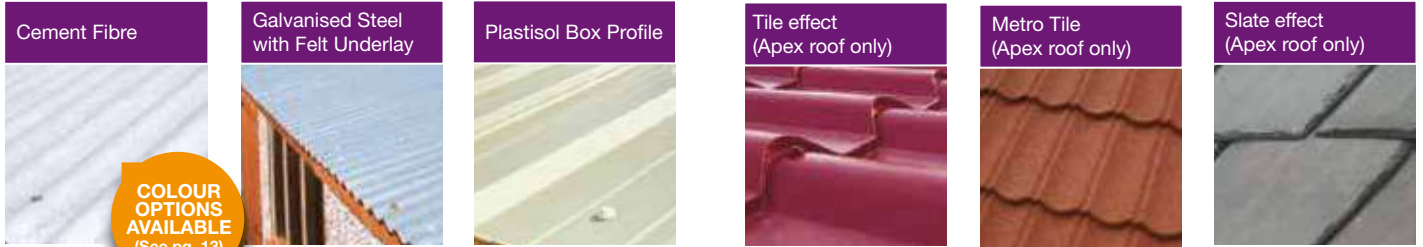
Available in the following options. All doors can be hinged left or right and are opening out as standard.





Roof Options

All roof sheets are available in a wide choice of colours.
Translucent roof sheets can be fitted to the majority of these styles.



COLOUR OPTIONS AVAILABLE
(See pg. 13)

The Plastisol coated steel sheets have felt underlay as standard but can be upgraded to 40mm insulation boards.

Windows

A 4' (1.22m) fixed timber window is supplied as standard on single garages and two windows on double garages.


Timber windows are pressure treated and are single glazed.
PVCu windows are all double glazed.



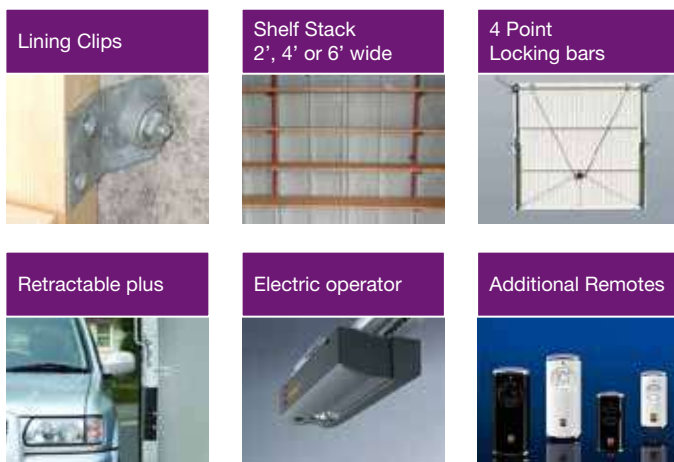
Fascias

The fascias on all buildings are available in Timber or PVCu (White, Golden Oak & Rosewood).

Choose from the options below to create your ideal garage.

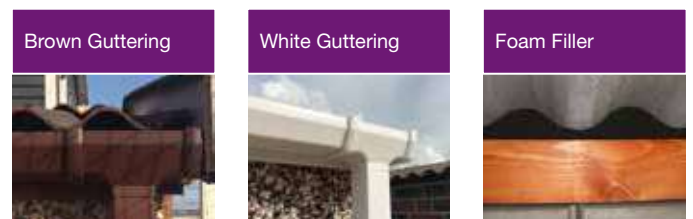


Miscellaneous



Guttering & Foam Filler

Guttering available in Brown, White & Black.
Foam filler fitted as standard on all buildings.



Many other options are available, visit our website for full details
www.hansongarages.co.uk



What next?

We have Hanson Approved Agents operating throughout the UK offering a professional service. By choosing a Hanson Approved Agent you are ensuring your new building will not only be built on time and to the highest specification, but will give you many years of satisfaction.

Your Approved Agent can be found at:
www.hansongarages.co.uk/find-installer

Visit www.hansongarages.co.uk if you require more details or any technical assistance.

Our FAQ's section on our website should be able to answer most questions. If you have any further queries we are here to help.



Planning Permission

For advice on planning and building regulations please visit:
www.planningportal.co.uk

Concrete Bases

For advice on concrete bases please visit:
www.hansongarages.co.uk/resource-centre/



first for quality
first for service

Hanson Approved Agent